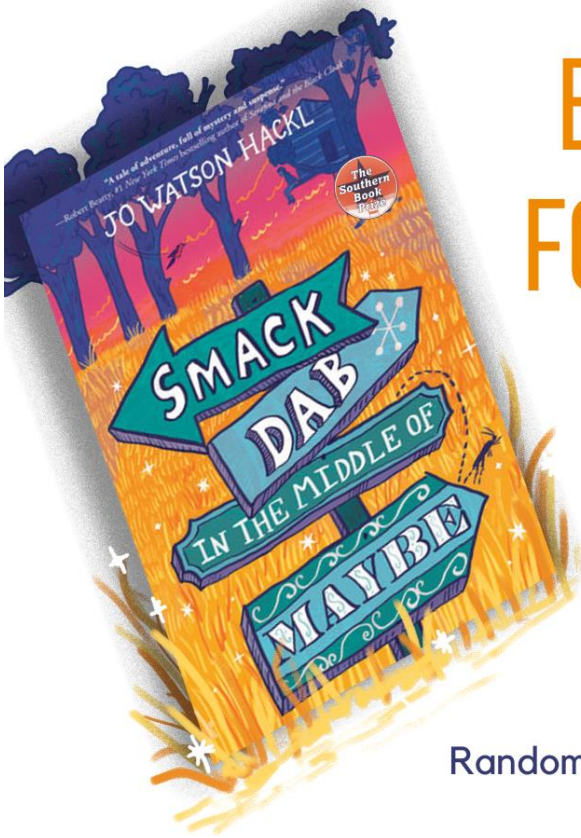


SMACK DAB
IN THE MIDDLE OF
BECOMING YOUR BEST SELF




BUILDING GRIT KIT
FOR YOUNG ADULTS

Inspired by Smack
Dab in the Middle
of Maybe

By Jo Watson Hackl

Random House Children's Books/Yearling Adventure



Welcome to the Grit Kit for Young Adults


About this Workbook

You can use this kit by yourself or in a classroom, community, or family settings and with distance learning. The Grit Kit contains a variety of activities designed to use *Smack Dab in the Middle of Maybe* as a launching point to help you become the hero in your own story by setting personal goals, brainstorming potential obstacles to those goals, and developing strategies to help navigate around those obstacles. We designed this kit to help you identify your strengths and things you would like to work on. Through the activities, you can identify allies who can help you achieve your goals. This kit is not intended to be or take the place of professional mental health services.

You may want to start a class, family, or group tradition around some of the activities included in this workbook. You can customize the activities to your setting and schedule and omit any activities that don't resonate with you. Why not have some fun while you're working on the kit? We recommend a launch party at the beginning of the project and a celebration at the end. Ideas for book-themed recipes and a playlist can be found at <https://johackl.com/activities/bookclubs/>.

You can also find a version of the Building Grit Kit designed for students in grades 3-8 at <https://johackl.com/activities/building-grit-kit/>.

[Activities begin after the following page]



About the Book

Eleven days, thirteen clues and one kid who won't give up *Smack Dab in the Middle of Maybe* takes readers on an adventure with Cricket and her companion, a field cricket named Charlene, through an overgrown ghost town in Electric City, Mississippi, to solve a thirty-year-old clue trail in search of a secret room that may or may not exist, all to try to win back Cricket's run-away mother. Cricket must use her wits and just a smidgen of luck to live off the land during a Mississippi winter and work to solve an increasingly complex clue trail left by an eccentric artist with a logic all his own. Along the way, Cricket meets the reclusive last resident of the ghost town, enlists the help of a poetry-loving dog, and takes up a touch of grave-robbing. These experiences awaken Cricket to the possibility of finding strength in the most unlikely of places—within herself. The book appeals to adults as well as younger readers.

❖ *Winner of the Southern Book Prize, a Publisher's Weekly National Bestseller, an Amazon Teacher's Pick, an Indie Next Pick, an Okra Pick and winner of the Mississippi Library Association Author of the Year Award*

Praise for *Smack Dab in the Middle of Maybe*

- “*Smack Dab in the Middle of Maybe* is part treasure hunt, part wilderness adventure, and all heart.” —Alan Gratz, *New York Times* bestselling author of *Refugee*
- “Told in the easy, laconic tone of good, Southern storytelling, Hackl’s debut rolls off the tongue and into the heart easy as warm butter on a biscuit. Lyrical and endearing, this debut is a genuine adventure tale, poignant and as fresh as a spring garden.” —*Kirkus Reviews*, starred review
- “Cricket is an intriguing and complex protagonist, and the plot, full of adventure, treasure hunts, and mystery, will keep young readers hooked.” —*School Library Journal*
- “A masterful debut. Cricket is my new hero, brave and funny and full of heart. Jo Watson Hackl’s new middle- grade novel has art, poetry, and adventure—and I couldn’t put it down.” —Augusta Scattergood, award-winning author of *Glory Be*



Warm Up: Brainstorm Session

Surviving on your own in nature requires creativity, smarts, and a little bit of luck. Cricket had to use her wits in Electric City's woods. She used duct tape to make a pine branch blanket. Let's see how many other uses for duct tape you and your group can think of in five minutes. Don't be afraid to think outside the box!

The set-up:

- ❖ Divide into teams or complete individually.
- ❖ You will have five minutes to think of as many uses for duct tape (no matter how unconventional) as possible. Write each idea on a sheet of paper.
- ❖ One by one, ask each group member to read off one idea. Once an idea has been said aloud, it cannot be used again.
- ❖ A group member who is out of ideas must sit down.
- ❖ The last group member standing wins.

Optional Reflection:

Did coming up with ideas become easier once you gave yourself permission to include unconventional, and even possibly silly, ideas?

Warm-Up: Curate Your Space



Why not refresh your space to cultivate creativity and inspiration. Take a fresh look at the space where you will be working on this project. Think of three things that you'd like the overall space to communicate (for example, creative, refreshing, and inspiring).

The key things I'd like for my space to communicate:

1. _____
2. _____
3. _____

Examine each element of your setting. Does each element reinforce or detract from the three key things that you'd like the space to communicate? Can bringing in natural elements such as wildflowers, soft sounds from nature or natural scents enhance the setting? You can check out www.Outdoorosity.org for some ideas. Is there anything that detracts from the message you want your space to communicate?

Any changes I want to make in my space:

Can You Survive the Cricket Challenge?



Cricket had to survive on her own in an overgrown ghost town. When the raccoons stole her supplies, she had to improvise and live off the land. Are you ready to take on a Cricket Challenge?

Make a list of the items you would use to survive on your own in Electric City. You can choose from:

- ❖ the items in your backpack/purse/pockets
- ❖ two items from the place where you sleep
- ❖ three items from your kitchen or pantry
- ❖ one “wild card” item from anywhere in your home, school, or community space

Now come up with a plan on how you’d use those items to survive in the woods of Electric City for eleven days as you work to solve the clue trail. Write your plan below.

Optional Reflection:

Did you come up with any unexpected ideas? If so, what were they? _____



Group Activity: How Did She Do?

Analyzing Cricket and Her Goals

In *Smack Dab in the Middle of Maybe*, Cricket has several goals about the Bird Room, her mother, and her artwork. Work with others in a group who have read the book to answer the following questions:

SMART Goals are goals that are **s**pecific, **m**easurable, **a**chievable, **r**ealistic, and **t**imely. Later you will be making some of your own SMART goals.

Analyze Cricket's goals. What are three of Cricket's goals? How did each goal change over time? Were they each **s**pecific, **m**easurable, **a**chievable, **r**ealistic, and **t**imely? If not, how would you change them to make them SMART goals?

○ Goal One: Cricket's goal about the Bird Room:

- S
- M
- A
- R
- T

○ Goal Two: Cricket's goal about her mother:

- S
- M
- A
- R
- T

○ Goal 3: Cricket's goal about her artwork:

- S
- M
- A
- R
- T



Next, you be the judge!

Identify obstacles that Cricket faced and list the strategies she used to overcome them. Were her strategies successful? Why or why not?

Goal One:

What obstacles did Cricket face in her pursuit of her goal for the Bird Room?

- Obstacle 1:

- Obstacle 2:

- Obstacle 3:

What strategies did she use to try to overcome these obstacles?

- Strategy 1:

Did this strategy work? Why or why not?

- Strategy 2:

Did this strategy work? Why or why not?

- Strategy 3:

Did this strategy work? Why or why not?



You decide!

What other strategies could she have used? Write them below and list the pros and cons of each.

Alternative strategy #1	
Pros	Cons

Alternative strategy #2	
Pros	Cons

Alternative strategy #3	
Pros	Cons

Goal Two:

What obstacles did Cricket face when pursuing her goal about her mother?

- Obstacle 1:

- Obstacle 2:

- Obstacle 3:

What strategies did she use to try to overcome these obstacles?

- Strategy 1:

Did this strategy work? Why or why not?

- Strategy 2:

Did this strategy work? Why or why not?

- Strategy 3:

Did this strategy work? Why or why not?



You decide!

What other strategies could she have used? Write them below and list the pros and cons of each.

Alternative strategy #1	
Pros	Cons

Alternative strategy #2	
Pros	Cons

Alternative strategy #3	
Pros	Cons

Goal Three:

What obstacles did Cricket face in pursuit of her goal about her artwork?

- Obstacle 1:

- Obstacle 2:

- Obstacle 3:

What strategies did she use to try to overcome these obstacles?

- Strategy 1:

Did this strategy work? Why or why not?

- Strategy 2:

Did this strategy work? Why or why not?

- Strategy 3:

Did this strategy work? Why or why not?



You decide!

What other strategies could she have used? Write them below and list the pros and cons of each.

Alternative strategy #1	
Pros	Cons

Alternative strategy #2	
Pros	Cons

Alternative strategy #3	
Pros	Cons



Free-write

Write your ideas below about the alternative strategies you came up with. You can also write about how Cricket's SMART goals helped her achieve them, or how she could have made her goals more SMART. If you'd like, you can share them with your group.



Group Activity: Becoming the Person You Want to Be

“Sometimes it’s time to start taking chances on yourself.”

Cricket changed over the course of the book and became more like the person she wanted to be, as she reached some of her potential as an artist, wilderness survivor, and daughter.

What three words would you use to describe Cricket at the beginning of the book?

--	--	--

What words would you use to describe Cricket at the end of the book when she became more like the person she wanted to be?

Please list below some things that Cricket did to become a better version of herself.

What were some tools that Cricket used? Circle all that apply


Making healthy food choices	Setting goals	Bouncing back from setbacks
Calming down if she lost her cool	Getting organized	Finding allies
Adjusting her course	Trying something new	Showing compassion
Not giving up	Looking at things a different way	Asking for help from others

What are some additional tools that Cricket could have used?



Free-write

Respond to this prompt: "If I were Cricket, I would have..." If you'd like, share your conclusions in the space below and with the group.



Who do You Want to Be?

When you think of the person you'd like to be, who do you imagine? How would you describe that person? List some adjectives below about the person you would like to become.

Things that interest me:

What are some things that interest you or get you excited about learning? Write them below.

Getting from Here to the Person you Want to Be:

What are some habits that you can set to help you become the person you want to be? Some sample habits are below. Add your own in the blank spaces. If you get stuck, ask a group member for help. Are there any traditions that you'd like to start? How can they help you to become the person you want to be? If so, make a note of them below and use it for the activity on page 29.

Spend more time outdoors	Take up a new hobby or extra-curricular activity	Read stories that make me happy
Make a new friend	Spend more time with friends	Spend more time with my family
Make a plan to distract myself if I get worried about something	Give at least one compliment a day	Do at least one kind thing a day
Make healthy food choices	Get enough sleep each night	Write down three things I'm grateful for each day
Calm down if I lose my cool	Get organized	Reach out to more potential allies
Adjust my course and reset goals	Exercise every day	Develop a study/homework schedule
Earn better grades	Prepare for my life after graduation	Do something to help the environment
Ask a friend or family member how I can help them	Take on more responsibilities within my family	Spend some time outside every day



My Role Model

Is there someone in your life that you admire and would like to become more like? They may be a teacher, parent, or someone else in your community. Talk to them and ask if you could interview them. Fill out this page below before the interview.

How do you know this person?

What do you admire about this person?


How would you like to be like this person?

What questions would you like to ask this person? What do you want to know about them? How did your role model become the person they are today? What advice do they have for you as you work to become more like the person you'd like to be? Use the space below to brainstorm.

On the next page, record your notes from the interview. It can be whatever stands out to you.

My Interview Notes

Make a Plan!



On page 17, look at the list of things that interest you or that you want to improve in yourself. Also look at page 18 for other ideas. Pick one thing that you'd like to focus on and develop. Make a SMART goal. Make sure that it is specific, measurable, achievable, realistic, and time sensitive.

What I want to work on:

S:

M:

A:


R:

T:

My plan:

Choose someone who will help you stick to your SMART goal. You will tell them how your goal is going and stay in touch with them to help you continue to make progress on your goal.

My goal ally:



Individual Activity: Getting from Here to Beyond

Identify Obstacles

What are some things that might stand in the way of you accomplishing your SMART goal? For each obstacle, identify strategies that you can use to overcome it. Be sure to engage potential allies where they can help:

Obstacles:	
Potential Strategy:	
Pros	Cons
Potential Strategy:	
Pros	Cons
Potential Strategy:	
Pros	Cons

Let's do it!



Spend a week working on your goal. Then write below a letter to yourself in which you say what went the way you expected and what surprised you. What would you do differently next time? What changes can you make now so that you can continue to work on your SMART goal until you achieve it? Does your SMART goal need to be adjusted to be more realistic? Why and how?

Becoming Your Best Physical Self



Cricket worked to take care of herself physically while she was in the woods of Electric City. She tried to make sure that she had enough to eat, and enough time to rest. Record your daily/nightly routine for a week. Examine your routine to see if you can make any more changes to become more like the person you want to be.

How many hours did you sleep each night?

MONDAY	TUESDAY	WEDNESDAY	THURSDAY	FRIDAY	SATURDAY	SUNDAY

What did you eat each day?

MONDAY	TUESDAY	WEDNESDAY	THURSDAY	FRIDAY	SATURDAY	SUNDAY

What type of exercise did you do each day?

MONDAY	TUESDAY	WEDNESDAY	THURSDAY	FRIDAY	SATURDAY	SUNDAY

How would you rate your mood each day? Narrow it down to one-three words.

MONDAY	TUESDAY	WEDNESDAY	THURSDAY	FRIDAY	SATURDAY	SUNDAY

What did you do for fun each day?

MONDAY	TUESDAY	WEDNESDAY	THURSDAY	FRIDAY	SATURDAY	SUNDAY

What do you notice from your log?

Is there anything you would like to change to become more better physically? Make a SMART goal based on your findings. You can start with a small change, such as getting a full night of sleep or eating healthier.

S

M

A

R

T

Goal Ally (can be new, or the same one from before):



Group Activity: Lift Each Other Up

Everyone around you has great potential and many are working to progress towards their best self. As you've been working on your own goals, what strengths have you noticed in your peers? Use this activity to reflect not only on who your peers currently are, but who they are becoming.

The set-up:

- ❖ Provide each person with a piece of paper and a pencil or pen
- ❖ Ask each person to write their name on the top of their own paper

The Activity:

- ❖ List at least one positive quality that you see in yourself, and then pass the paper to the next person. They will write one positive quality they see in you. For each paper passed to you, write a positive quality you see in the person's whose name is at the top of the page. This is more than commenting on their style, fashion, or status, and more about their inner character.
- ❖ Once you get your own paper back, give the form to the group leader. That person will also add their own comments and the positive qualities that they see in you and return the sheet to you. Save that sheet.
- ❖ Answer the questions below.

Optional Reflection:

Were there some positive qualities others saw you in that you didn't expect? _____

How did this activity affect how you saw others? Did this make you feel more appreciative of them? Did you find good in others that you weren't expecting? _____

How has this activity affected you? Is there anything you will do or think differently after doing this activity? _____



Group Activity: Finding your Allies

You are not alone on your journey. There are people who can help you and give you guidance and point out things that you do not see. People who can help you have these qualities:

- They care about you
- They want the best for you
- They are trustworthy and kind
- They are willing to listen to you and give you good advice
- They have helpful experience that they can share with you
- They want to help you achieve your goals

List below some people who might be willing to help you on your journey

If you get stuck, brainstorm with your group members



Individual Activity: Check Your Progress!

In the space below, write a letter to yourself. Reflect on the progress you have made with your SMART goals so far. You do not have to have completed your goal yet. What has been easier or harder than you expected? What changes are you noticing in yourself? What advice would you give to your past self, who is just starting to work on their SMART goals?



Individual Activity: Joy Scavenger Hunt

Look around your school, home or community environment and make a list of positive things that you can do or see to make you happy and bring you joy (examples might be to go for a walk, work on a hobby, or play with a pet).
If you get stuck, brainstorm with your group members.

When you feel sad or have a setback, try using an item from your list to reset.



Create a New Tradition

What are some of your favorite class, family, or group memories? List a few below:

Is there anything that your favorite memories have in common? Is there something you'd like to do more of together? As a group, brainstorm on ways to create a new class, family or group tradition that includes some of the elements of your favorite memories. Decide as a group how often you want to celebrate your new tradition. Make a plan to put your decisions into practice and write it below:



Individual Activity: Think Bigger

Goal Time! What would you like to accomplish the rest of this year? Make sure to make each a SMART goal.

What about for the rest of your time in school?

What about in your future career and family life?



Next, identify obstacles that you may face to each of your goals. Please write them below. Next to each obstacle, list strategies that you can use to help overcome them. If you need more room, you can print out more copies of this page. Be sure to think of allies that you can call on if you need help. If you get stuck, ask a group member for help.

Goal One:

S
M
A
R
T

Obstacles and Strategies:

Obstacles:	
Potential Strategy:	
Pros	Cons
Potential Strategy:	
Pros	Cons
Potential Strategy:	
Pros	Cons

Goal Two:

**S
M
A
R
T**

Obstacles and Strategies:

Obstacles:	
Potential Strategy:	
Pros	Cons
Potential Strategy:	
Pros	Cons
Potential Strategy:	
Pros	Cons

Goal Three:

S
M
A
R
T

Obstacles and Strategies:

Obstacles:	
Potential Strategy:	
Pros	Cons
Potential Strategy:	
Pros	Cons
Potential Strategy:	
Pros	Cons

Goal Four:

**S
M
A
R
T**

Obstacles and Strategies:

Obstacles:	
Potential Strategy:	
Pros	Cons
Potential Strategy:	
Pros	Cons
Potential Strategy:	
Pros	Cons

Goal Five:

**S
M
A
R
T**

Obstacles and Strategies:

Obstacles:	
Potential Strategy:	
Pros	Cons
Potential Strategy:	
Pros	Cons
Potential Strategy:	
Pros	Cons

Goal Six:

**S
M
A
R
T**

Obstacles and Strategies:

Obstacles:	
Potential Strategy:	
Pros	Cons
Potential Strategy:	
Pros	Cons
Potential Strategy:	
Pros	Cons

Goal Seven:

**S
M
A
R
T**

Obstacles and Strategies:

Obstacles:	
Potential Strategy:	
Pros	Cons
Potential Strategy:	
Pros	Cons
Potential Strategy:	
Pros	Cons

Goal Eight:

S
M
A
R
T

Obstacles and Strategies:

Obstacles:	
Potential Strategy:	
Pros	Cons
Potential Strategy:	
Pros	Cons
Potential Strategy:	
Pros	Cons

Goal Nine:

**S
M
A
R
T**

Obstacles and Strategies:

Obstacles:	
Potential Strategy:	
Pros	Cons
Potential Strategy:	
Pros	Cons
Potential Strategy:	
Pros	Cons



Individual Activity: Overcoming Obstacles

Write a note to yourself for when you face an obstacle. What do you want your future self to know? Review the results of your joy scavenger hunt from page 28. How can you encourage yourself when you feel down?




Group Activity: Create Your Own Woods Time

The set-up:

- ❖ All you need is something to write on and something to write with. This can become your nature journal.

The Activity:

- ❖ **Gather** your nature journal and a pen or pencil.
- ❖ **If it's safe for you to do so, go outside.** Look for an area where you will be surrounded by nature and can be a safe distance from other people. Your own back yard just might be perfect. If it's not safe for you to go outside, you can still experience Woods Time by imagining that you are in Cricket's treehouse.
- ❖ **Find** a relaxing spot to sit down- it may be under a favorite tree, a place with a great view, or near plants whose scents you like.
- ❖ **Relax**
 - Shut your eyes. Take six deep breaths. Breathe in the smells of nature. Let them fill your lungs. Breathe out any stress you may be feeling. Let the stress float away in the air as you breath more deeply.
 - Slowly open your eyes.
 - What colors do you see? Do you see any birds, insects, or other wildlife? What is each animal doing?
 - What do you hear? Is there a rhythm to the sounds? Listen for five full breaths. Is the rhythm changing?
 - What do you smell? If it's safe for you to do so, bring your nose close to the ground. What changes do you notice in what you smell?
 - Find something from nature that's safe to touch. Slowly run your fingers along it. What textures do you feel? Lean against the tallest tree you can find and look up into its limbs. Study the pattern of the branches and observe how the sunlight affects what you see.
 - Can you feel the wind on your skin? What scents does it carry?
- ❖ **Use** your notebook to record the things in nature that appeal to you. You can make notes of your experience, take a leaf rubbing, or record details of the plants or animals around you.
- ❖ **Make** a mental note of your favorite part of what you've just experienced. If you ever feel stressed, bring that image back to your mind.



Individual Activity: Changes, changes

Over the course of the book, Cricket changed her way of thinking. She became more accepting of others around her, and this helped her become more comfortable, even when she didn't get what she wanted. Please list below at least three ways that Cricket changed.

1. First way in which Cricket changed:
2. Second way in which Cricket changed:
3. Third way in which Cricket changed:

Next, think about some ways that you'd like to change your way of thinking to help you become more comfortable, even when you don't get what you want. Please list them below. For each way you'd like to change, please list at least one action step you can take to help you make that change. If you get stuck, ask a group member for help.

1. First way you'd like to change your way of thinking:

- Action steps to help you make that change:

2. Second way you'd like to change your way of thinking:

- Action steps to help you make that change:


3. Third way you'd like to change your way of thinking:

- Action steps to help you make that change:



Think about your biggest obstacle. What would you tell a friend who was struggling to push past this? Write a letter to that friend.

Now address your letter to yourself and read it. Save it and pull it out when you need a dose of encouragement.



Individual Activity: Filling Your Toolbox:

Below is a list of some tools you can use to help you become the person you want to become. Circle some tools that you'd like to put in your toolbox first:


Add something that makes me happy to my home environment	Each day, decide to do something positive that makes me feel happy	Learn how to listen to someone else's point of view
Learn more ways to calm down if I lose my cool	Learn how to disagree without making someone else mad	Build my team of allies
Go for a walk in nature (either in real life or in my imagination)	Write a letter to myself every week saying what I'm proud of that week	Do at least one kind act a day

What else would you like to add to your toolbox? List some below. If you get stuck, ask a friend, group member or ally for help.

Make a Plan

Below list ways that you will incorporate the tools into your week:

Be sure and share your plan with a friend, group member or ally and ask them to help you stay on track.



Individual Activity: Gratitude

Gratitude is powerful. We are happier when we are more grateful. Name three things you're glad happened today or this week. If you'd like, you can share with a class, family or group member, or friend.

1.

2.


3.

Individual Activity: Weekly Reflection




Name three things you learned about yourself this week. Did you find out anything that helps you learn better? Do you tend to have more energy at certain times of the day or night? Are there things that you'd like to do more of on a weekly basis? Share with a class, family, or group member, friend, or ally and brainstorm on how you can incorporate what you've learned into your weekly schedule.

Individual Activity: Visioning Success



Write a letter to yourself where you say how proud you are of the hard work that you have put into what you've accomplished so far and what you hope to accomplish next.

Group Celebration Time!



Wow! You did it! Keep going! Now it's time to celebrate!
Work together as a class, family, or group to plan an activity to celebrate the work you've done so far. Divide responsibilities among each other for carrying it out.

Some ideas are below:

- ❖ Have a celebration party
- ❖ Create a playlist to inspire you as you work to achieve your goals
- ❖ Plan a group activity that everyone enjoys
- ❖ Plan an awards ceremony where you share what you're most proud about accomplishing in this project and thank the people who have helped you
- ❖ Create a jar of anonymous "encouragement notes" that group members can use when they're feeling down.

About the Author

Jo was born near Ocean Springs, Mississippi, where her favorite artist, Walter Anderson, painted a secret room. Jo later moved to the ghost town of Electric Mills, Mississippi. Anderson's secret room and the ghost town inspired Jo's novel, *Smack Dab in the Middle of Maybe*. Today Jo lives in South Carolina with her husband, children, and her dog Pupper, who just happens to closely resemble the character of Percy in the book.



Jo founded www.Outdoorosity.org as a free resource to celebrate the treasures and curiosities of nature with stories, know-how and inspiration to get readers outside. She'd love to hear from you and about how you, your class, family, or community group has used the Building Grit Guide. You can also find Jo at:

Facebook: @Jo Watson Hackl Author

Twitter: @JoHackl

Instagram: @JoHackl

Working with experienced educators, Jo has created a bounty of free resources for you to use with the *Smack Dab*. They can be found at www.JoHackl.com and include:

- An Activity Guide with activities that can be performed in classroom, home, and community settings;
- An Educator's Guide and additional lesson plans with cites to Common Core standards;
- A book trailer for readers, a playlist, and a series of "Woods Time Adventures" to encourage engagement with the natural world, available on Jo's YouTube channel: <https://www.youtube.com/channel/UCbAUWIJcBM1dicuK82P4d0w>;
- An interactive map with a links to the real places that inspired parts of the book;
- A "hidden objects" search featuring items from the clue trail in the book;
- Book Club discussion questions & Book Club menu featuring book-inspired recipes;
- A series of "Cricket Challenges" for readers to extend their reading experience into the real world;
- A Writing and Revision Toolkit;
- A book-inspired playlist featuring Mississippi artists and artists with ties to Mississippi;
- Bookmarks with fun, free things to do outdoors and ways to make reading more fun;
- An interactive clue trail that readers can solve using things that they learned from the book; readers who solve the clue trail receive a printable clue solvers badge.

Jo is cheering you on as you work on your goals!